


Livewell Control Systems

Livewell Control Systems Guide

Each Flow-Rite livewell control system consists of a drain control valve, control cable and premium control cable actuator. All component parts are of materials suitable for both fresh and saltwater applications.



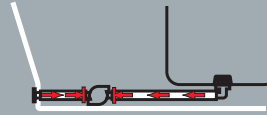
V1 VALVE POSITIONS

OPEN



In the OPEN position, the valve is wide open and water will flow freely in either direction.

CLOSED



In the CLOSED position, the valve is shut off on both sides and water is not allowed to enter in either direction.



FRONT



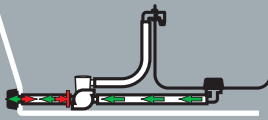
BACK



V2 VALVE POSITIONS

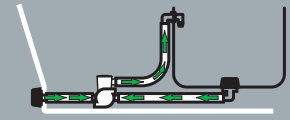
EMPTY

In the EMPTY position of systems V2 & V3, water is allowed to exit the livewell drain, but is not allowed to enter. For system V4, EMPTY allows water to pass in either direction.



AUTO

When on plane, the AUTO position allows water to enter the valve and pump from both outside and from the livewell. When on plane, the outside port is closed to prevent water loss and livewell water continues to enter the valve and pump for recirculation.



FRONT



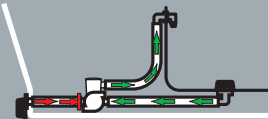
BACK



V3 VALVE POSITIONS

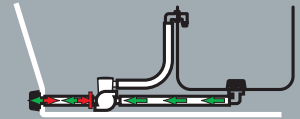
RECIRC

In the RECIRC position, the pump receives water from the livewell only. Outside water is blocked.



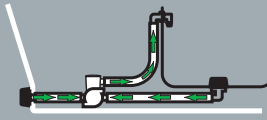
EMPTY

In the EMPTY position of systems V2 & V3, water is allowed to exit the livewell drain, but is not allowed to enter. For system V4, EMPTY allows water to pass in either direction.



AUTO

When on plane, the AUTO position allows water to enter the valve and pump from both outside and from the livewell. When on plane, the outside port is closed to prevent water loss and livewell water continues to enter the valve and pump for recirculation.



FRONT



BACK



FRONT



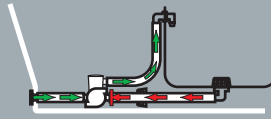
BACK



V4 VALVE POSITIONS

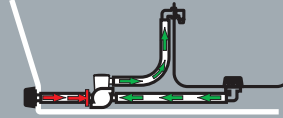
FILL

In the FILL position, the pump receives water outside only.



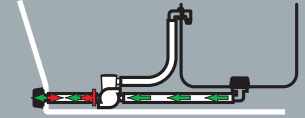
RECIRC

In the RECIRC position, the pump receives water from the livewell only. Outside water is blocked.



EMPTY

In the EMPTY position of systems 2 & 3, water is allowed to exit the livewell drain, but is not allowed to enter. For system 4, EMPTY allows water to pass in either direction.



FRONT



BACK



FRONT



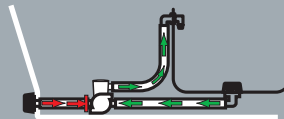
BACK



V5 VALVE POSITIONS

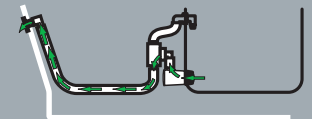
RECIRC

In the RECIRC position, the pump receives water from the livewell only. Outside water is blocked.



PUMP-OUT

In the RECIRC position, the pump receives water from the livewell only. Outside water is blocked.



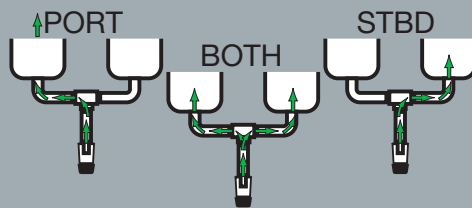
FRONT



BACK



THREE-POSITION BALLAST VALVE POSITIONS



The ballast valve directs water to either the port side, the starboard side, or both.



Connect with Us



616.583.1700
www.flow-rite.com



960 74th Street
Byron Center, MI 49315

MM-003-07282021